

# UBC Cardiology Research News

## Reporting October - December 2019

### In This Issue:

1. **Message from the Research Team**
2. **Awards, Honors & Distinctions**
3. **Grants Awarded**
4. **Invited Presentations**
5. **Upcoming grant deadlines**
6. **Publications**

## Message from Research Team

Dear Colleagues,

We are delighted to summarize herein another very strong quarter of research achievements for the Division and numerous acknowledgements of individual excellence from international academic agencies.

The Cardiology Academic Partnership Program continues to support competitions internally to help generate pilot data for national competitions and, indeed, our efforts now are much more focused on external grant awards than on internal start-up grants. This continuous shift of activity has allowed the Division to consider and approve expansion of the research infrastructure and a new, full-time research management position has been posted. This will facilitate continued expansion of our efforts in obtaining external funding.

Dr. David Wood has successfully proposed creation of a Centre for Cardiovascular Innovation (CCI) which will further expand the Division's capabilities and, in time, will give us a new revenue stream in the form of rebated clinical trial overhead costs that can be used to further invest in Divisional research activities. The latter resource stream, although small to date, has nevertheless been critical for creating start-up packages for new, research-oriented recruits and so the expansion of this through CCI will be tremendously positive for the entire division. It will also allow us an opportunity to continue to expand the infrastructure available to execute specific clinical trials while also providing budget, ethics, grant development aid to all members with viable research proposals. We anticipate having dedicated space for the research infrastructure so that access to all members can be facilitated and so that the research managers and support staff can work as efficiently as possible.

All in all, the Division continues to expand its research mission with continued successes. We are very proud, therefore, to provide this impressive summary of the Division's achievements.

Sincerely  
Mancini, Deyell, Sidhu.

## Awards, Honors & Distinctions

### Gin, Kenneth

- Meeting Chair for Canadian Cardiovascular Congress
- Chair of the Canadian Cardiovascular Society Canadian Journal of Cardiology Committee



### Grewal, Jasmine

Canadian Cardiovascular Congress Scientific Committee appointment



### Krahn, Andrew

2019 UBC Killam Research Prize



### Leipsic, Jonathan

- 2019 Gold medal award by Society of Cardiovascular Computed Tomography
- Web of science highest impact Researchers over the last decade



### Tsang, Teresa

Won \$2.6 M for 'Intelligent Network for Point of Care Ultrasound' project-Canada's Digital Technology Supercluster grant



### Webb, John

#### **First in-human procedures:**

Percutaneous tricuspid valve implantation for regurgitation  
Percutaneous tricuspid valve implantation for regurgitation



### Wong, Graham

AHA CLCD Acute Cardiac Care & General Cardiology Care Committee reappointment



## Grants Awarded

### Laksman, Zachary

"Pipeline towards stem cell driven personalized medicine for atrial fibrillation" Total funds awarded- \$586,000. Stem Cell Network Accelerating Clinical Translation Grant Competition

### Tsang, Teresa

"Intelligent Network for Point of Care Ultrasound". Total funds awarded- \$2.6 Million. Canada's Digital Supercluster Grant

## Invited Presentations

### Grewal, Jasmine

- "My Worst Echo Nightmare- Cases from Coast to Coast", "Advanced Heart Failure Therapies in Adult Congenital Heart Disease", "State of the Art Rehabilitation of the Right Ventricular Outflow Tract". October, 2019. Canadian Cardiovascular Congress, Montreal, QC.

### Krahn, Andrew

- "Out of Hospital VF Arrest: How do I Evaluate for Suspected Inherited Heart Rhythm Disorders". Great Wall- International Congress of Cardiology Annual Scientific Sessions, Beijing, China. Oct 10-11, 2019.
- "Genetic Arrhythmia: What's New, What's True" 20<sup>th</sup> Annual Canadian EP Fellows Course, Toronto, ON. Nov 10, 2019.
- "Curiosity + Data = Better Care for our Patients: A Case Study" Marr Endowed lecture at the UOHI, Toronto, ON. Nov 25, 2019.
- "Cyber Security – Fact or Fiction?" 6<sup>th</sup> Annual Pacemaker and Implantable Cardioverter Defibrillator Lead and Device Management Symposium, Seattle, USA. Dec 7, 2019.

### Saw, Jacqueline

- "SCAD and Cardiogenic Shock", Abiomed Advisory Board, Boston, Oct 2019.
- "How to close the LAA", "Case example: How would you decide? Stroke, PFO and other risk factors", "Case example: LAA migration", "Case example: Challenging case with CT AI", "Tips and tricks for successful LAA closure: Amulet simulator demonstration", "Transcatheter LAA closure: Data update", "Strategies and controversies for AF treatment and LAAC", "Controversies in stroke detection and prevention", CSI San Francisco, USA, Aug 2019.

- “Is coronary FMD the cause of SCAD? Lessons from the Canadian registry”, 2<sup>nd</sup> International FMD Symposium, Warsaw, Poland, Nov 2019.
- “Case-based expert discussion: which device (and size) for which patient”, CSI Focus LAA, Wiesbaden, Germany, Nov 2019.
- “Why I choose Amulet”, Boston Scientific Watchman Advisory Board, Dec 2019.

**Wood, David**

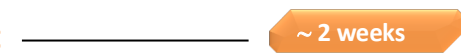
- "The Leading Edge and Future Outlook of TAVI – Emerging Indication & Optimized Procedure ".Edwards TAVI Summit, Tokyo, Japan, December 8, 2019.
- “Revascularization with Multivessel PCI for Myocardial Infarction: We Finally Have the COMPLETE Answer!”, “Improving the Patient Outcomes and TAVI Efficiency”. Canadian Cardiovascular Congress, Montreal, QC, Oct, 2019.
- “COMPLETE and CCI”, Royal Columbian Hospital Rounds, New Westminster, BC, Oct 16, 2019.
- “COMPLETE and CCI”, UBC Cardiology Grand Rounds, Vancouver, BC, Oct 17, 2019.
- “COMPLETE and CCI”, Royal Jubilee Hospital Grand Rounds, Victoria, BC, Oct 30, 2019.
- “COMPLETE and CCI”, Surrey Memorial Hospital Rounds, Surrey, BC, Nov 22, 2019.

**Upcoming Grant Competitions**


**UBC SIF Grant**




**CIHR Project Grant**



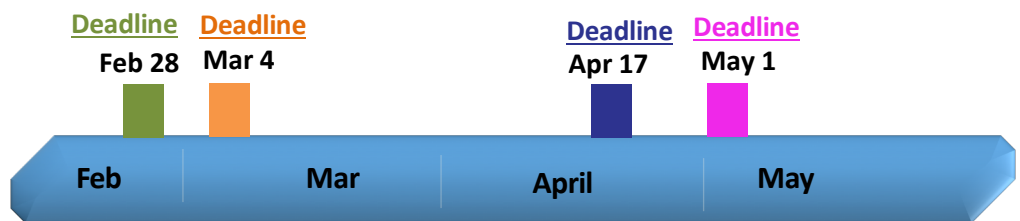
**MSFHR HPI award**



**CAPP Pilot Award**



**2020**



## PUBLICATIONS

1. Adamson PD, Williams MC, Dweck MR, Mills NL, Boon NA, Daghm M, Bing R, Moss AJ, Mangion K, Flather M, Forbes J, Hunter A, Norrie J, Shah ASV, Timmis AD, van Beek EJ, **Ahmadi AA, Leipsic J**, Narula J, Newby DE, Roditi G, McAllister DA, Berry C; SCOT-HEART Investigators. Guiding Therapy by Coronary CT Angiography Improves Outcomes in Patients With Stable Chest Pain. *J Am Coll Cardiol*. 2019 Oct 22;74(16):2058-2070. doi: 10.1016/j.jacc.2019.07.085. PubMed PMID: 31623764; PubMed Central PMCID: PMC6899446.
2. Allen KB, Chhatrwalla AK, Saxon JT, Cohen DJ, Nguyen TC, **Webb J**, Loyalka P, Bavry AA, Rovin JD, Whisenant B, Dvir D, Kennedy KF, Thourani V, Lee R; Bioprosthetic Valve Fracture Investigators. Bioprosthetic valve fracture: Technical insights from a multicenter study. *J Thorac Cardiovasc Surg*. 2019 Nov;158(5):1317-1328.e1. doi: 10.1016/j.jtcvs.2019.01.073. Epub 2019 Jan 31. PubMed PMID: 30857820.
3. **Andrade JG**, Champagne J, Dubuc M, **Deyell MW**, Verma A, Macle L, Leong-Sit P, Novak P, Badra-Verdu M, Sapp J, Mangat I, Khoo C, Steinberg C, **Bennett MT**, Tang ASL, Khairy P; CIRCA-DOSE Study Investigators. Cryoballoon or Radiofrequency Ablation for Atrial Fibrillation Assessed by Continuous Monitoring: A Randomized Clinical Trial. *Circulation*. 2019 Nov 26;140(22):1779-1788. doi: 10.1161/CIRCULATIONAHA.119.042622. Epub 2019 Oct 21. PubMed PMID: 31630538.
4. **Andrade JG**, Mitchell LB. Periprocedural Anticoagulation for Cardioversion of Acute Onset Atrial Fibrillation and Flutter: Evidence Base for Current Guidelines. *Can J Cardiol*. 2019 Oct;35(10):1301-1310. doi: 10.1016/j.cjca.2019.06.006. Epub 2019 Jun 12. Review. PubMed PMID: 31601412.
5. Asgar AW, Ouzounian M, Adams C, Afilalo J, Fremes S, Lauck S, **Leipsic J**, Piazza N, Rodes-Cabau J, Welsh R, Wijeyesundera HC, **Webb JG**. 2019 Canadian Cardiovascular Society Position Statement for Transcatheter Aortic Valve Implantation. *Can J Cardiol*. 2019 Nov;35(11):1437-1448. doi: 10.1016/j.cjca.2019.08.011. PubMed PMID: 31679616.
6. Badhwar V, Sorajja P, Duncan A, Thourani V, Schaefer U, Grayburn P, Dumonteil N, Babaliaros V, Garatti A, **Leipsic J**, Chuang M, Blanke P, Muller D. Mitral regurgitation severity predicts one-year therapeutic benefit of Tendyne transcatheter mitral valve implantation. *EuroIntervention*. 2019 Dec 20;15(12):e1065-e1071. doi: 10.4244/EIJ-D-19-00333. PubMed PMID: 31130525.
7. Barbanti M, **Webb JG**, Dvir D, Prendergast BD. Residual challenges in TAVI: moving forward. *EuroIntervention*. 2019 Nov 20;15(10):857-866. doi: 10.4244/EIJ-D-19-00788. Review. PubMed PMID: 31746752.
8. Bartelt A, **Leipsic J**, Weber C. The new age of radiomic risk profiling: perivascular fat at the heart of the matter. *Eur Heart J*. 2019 Nov 14;40(43):3544-3546. doi: 10.1093/eurheartj/ehz717. PubMed PMID: 31605139.
9. Bax JJ, Debonnaire P, Lancellotti P, Ajmone Marsan N, Tops LF, Min JK, Piazza N, **Leipsic J**, Hahn RT, Delgado V. Transcatheter Interventions for Mitral Regurgitation: Multimodality Imaging for Patient Selection and Procedural Guidance. *JACC Cardiovasc Imaging*. 2019 Oct;12(10):2029-2048. doi: 10.1016/j.jcmg.2019.03.036. Review. PubMed PMID: 31601378.

10. Binder RK, **Webb JG**. Transcatheter heart valve migration and embolization: rare and preventable? *Eur Heart J*. 2019 Oct 7;40(38):3166-3168. doi: 10.1093/eurheartj/ehz562. PubMed PMID: 31377802.
11. Birnie D, Beanlands RSB, Nery P, Aaron SD, Culver DA, DeKemp RA, Gula L, Ha A, Healey JS, Inoue Y, Judson MA, Juneau D, Kusano K, Quinn R, Rivard L, **Toma M**, Varnava A, Wells G, Wickremasinghe M, Kron J. Cardiac Sarcoidosis multi-center randomized controlled trial (CHASM CS- RCT). *Am Heart J*. 2020 Feb;220:246-252. doi: 10.1016/j.ahj.2019.10.003. Epub 2019 Oct 20. PubMed PMID: 31911261.
12. Birnie DH, Wang J, Alings M, Philippon F, Parkash R, Manlucu J, Angaran P, Rinne C, Coutu B, Low RA, Essebag V, Morillo C, Redfearn D, Toal S, Becker G, Degrâce M, Thibault B, Crystal E, Tung S, **LeMaitre J**, Sultan O, **Bennett M**, Bashir J, Ayala-Paredes F, Gervais P, Rioux L, Hemels MEW, Bouwels LHR, Exner DV, Dorian P, Connolly SJ, Longtin Y, Krahn AD. Risk Factors for Infections Involving Cardiac Implanted Electronic Devices. *J Am Coll Cardiol*. 2019 Dec 10;74(23):2845-2854. doi: 10.1016/j.jacc.2019.09.060. PubMed PMID: 31806127.
13. Cai S, Wald R, Deva DP, Kiaii M, Ng MY, Karur GR, Bello O, Li ZJ, **Leipsic J**, Jimenez-Juan L, Kirpalani A, Connelly KA, Yan AT. Cardiac MRI measurements of pericardial adipose tissue volumes in patients on in-centre nocturnal hemodialysis. *J Nephrol*. 2019 Nov 14. doi: 10.1007/s40620-019-00665-4. [Epub ahead of print] PubMed PMID: 31728837.
14. Cantor WJ, Lavi S, Džavík V, **Cairns J**, Cheema AN, Della Siega A, Moreno R, Stankovic G, Kedev S, Natarajan MK, Levi Y, Yuan F, Jolly SS. Upstream anticoagulation for patients with ST-elevation myocardial infarction undergoing primary percutaneous coronary intervention: Insights from the TOTAL trial. *Catheter Cardiovasc Interv*. 2019 Oct 15. doi: 10.1002/ccd.28540. [Epub ahead of print] PubMed PMID: 31613046.
15. Cassels M, Moulson N, Regan J, MacDonald M, **Isserow S**, Johri AM, **McKinney J**. Point-of-Care Ultrasound as a Component of Preparticipation Screening of Athletes: A Systematic Review. *J Ultrasound Med*. 2019 Dec;38(12):3123-3130. doi: 10.1002/jum.15021. Epub 2019 May 12. PMID: 31081230.
16. Chahal D, Sepeshy AA, Nazzari H, Wright AJ, **Toma M**. The Impact of Left Ventricular Assist Device Infections on Postcardiac Transplant Outcomes: A Systematic Review and Meta-Analysis. *ASAIO J*. 2019 Nov/Dec;65(8):827-836. doi: 10.1097/MAT.0000000000000921. PubMed PMID: 30575630.
17. **Davis MK**, Fine NM. An Urgent Need for Data to Drive Decision Making: Rationale for the Canadian Registry for Amyloidosis Research. *Can J Cardiol*. 2019 Dec 10. pii: S0828-282X(19)31511-9. doi: 10.1016/j.cjca.2019.12.005. [Epub ahead of print] PubMed PMID: 32044152.
18. De Backer O, Dangas GD, Jilaihawi H, **Leipsic JA**, Terkelsen CJ, Makkar R, Kini AS, Veien KT, Abdel-Wahab M, Kim WK, Balan P, Van Mieghem N, Mathiassen ON, Jeger RV, Arnold M, Mehran R, Guimarães AHC, Nørgaard BL, Kofoed KF, Blanke P, Windecker S, Søndergaard L; GALILEO-4D Investigators. Reduced Leaflet Motion after Transcatheter Aortic-Valve Replacement. *N Engl J Med*. 2020 Jan 9;382(2):130-139. doi: 10.1056/NEJMoa1911426. Epub 2019 Nov 16. PubMed PMID: 31733182.
19. Diamant MJ, **Toma M**. Should We Be Using Sex-Specific Heart Failure Risk Scores? *Can J Cardiol*. 2020 Jan;36(1):11-12. doi: 10.1016/j.cjca.2019.10.001. Epub 2019 Oct 8. PubMed PMID: 31787437.
20. Dombeck CB, Hinkley T, **Fordyce CB**, Blanchard K, Roe MT, Corneli A. Continued investigator engagement: Reasons principal investigators conduct multiple FDA-regulated drug trials. *Contemp Clin Trials Commun*. 2019 Nov 23;17:100502. doi:

- 10.1016/j.conctc.2019.100502. eCollection 2020 Mar. PubMed PMID: 31890985; PubMed Central PMCID: PMC6926102.
21. Durand M, Lacaria K, Sidsworth M, **Davis MK**, Sanford D. Management of cardiovascular health in acute leukemia: a national survey. *Leuk Lymphoma*. 2019 Dec;60(12):2982-2992. doi: 10.1080/10428194.2019.1613539. Epub 2019 May 21. PubMed PMID: 31111757.
  22. Essebag V, Healey JS, Joza J, Nery PB, Kalfon E, Leiria TLL, Verma A, Ayala-Paredes F, Coutu B, Sumner GL, Becker G, Philippon F, Eikelboom J, Sandhu RK, Sapp J, Leather R, Yung D, Thibault B, Simpson CS, Ahmad K, Toal S, Sturmer M, Kavanagh K, Crystal E, Wells GA, **Krahn AD**, Birnie DH. Effect of Direct Oral Anticoagulants, Warfarin, and Antiplatelet Agents on Risk of Device Pocket Hematoma: Combined Analysis of BRUISE CONTROL 1 and 2. *Circ Arrhythm Electrophysiol*. 2019 Oct;12(10):e007545. doi: 10.1161/CIRCEP.119.007545. Epub 2019 Oct 15. PubMed PMID: 31610718.
  23. Faroux L, Muntané-Carol G, Urena M, Nombela-Franco L, Amat-Santos I, Kleiman N, Munoz-Garcia A, Atienza F, Serra V, Deyell MW, Veiga-Fernandez G, Masson JB, Canadas-Godoy V, Himbert D, Fischer Q, Castrodeza J, Elizaga J, Pascual JF, **Webb JG**, de la Torre JM, Asmarats L, Pelletier-Beaumont E, Alméndarez M, Couture T, Philippon F, Rodes-Cabau J. Late Electrocardiographic Changes in Patients With New-Onset Left Bundle Branch Block Following Transcatheter Aortic Valve Implantation. *Am J Cardiol*. 2019 Dec 9. pii: S0002-9149(19)31345-1. doi: 10.1016/j.amjcard.2019.11.025. [Epub ahead of print] PubMed PMID: 31889524.
  24. Fine NM, Falk RH, **Davis MK**. Cardiac Amyloidosis: We've Come So Far, It's Only the Beginning. *Can J Cardiol*. 2019 Dec 12. pii: S0828-282X(19)31522-3. doi: 10.1016/j.cjca.2019.12.009. [Epub ahead of print] PubMed PMID: 32037106.
  25. **Fordyce CB**, Malone K, Forrest A, Hinkley T, Corneli A, Topping J, Roe MT. Improving and sustaining the site investigator community: Recommendations from the Clinical Trials Transformation Initiative. *Contemp Clin Trials Commun*. 2019 Oct 17;16:100462. doi: 10.1016/j.conctc.2019.100462. eCollection 2019 Dec. PubMed PMID: 31701037; PubMed Central PMCID: PMC6831713.
  26. Gilhofer TS, **Saw J**. Spontaneous coronary artery dissection: update 2019. *Curr Opin Cardiol*. 2019 Nov;34(6):594-602. doi: 10.1097/HCO.0000000000000671. PubMed PMID: 31567442.
  27. Gnanenthiran SR, Naoum C, **Leipsic JA**, Achenbach S, Al-Mallah MH, Andreini D, Bax JJ, Berman DS, Budoff MJ, Cademartiri F, Callister TQ, Chang HJ, Chinnaiyan K, Chow BJW, Cury RC, DeLago A, Feuchtner G, Hadamitzky M, Hausleiter J, Kaufman PA, Kim YJ, Maffei E, Marques H, de Araújo Gonçalves P, Pontone G, Raff GL, Rubinshtein R, Shaw LJ, Villines TC, Gransar H, Lu Y, Jones EC, Peña JM, Lin FY, Kritharides L, Min JK. Long-term prognostic utility of computed tomography coronary angiography in older populations. *Eur Heart J Cardiovasc Imaging*. 2019 Nov 1;20(11):1279-1286. doi: 10.1093/ehjci/jez067. PubMed PMID: 30993334.
  28. Godoy M, Mugharbil A, Anastasius M, **Leipsic J**. Cardiac Computed Tomography (CT) Evaluation of Valvular Heart Disease in Transcatheter Interventions. *Curr Cardiol Rep*. 2019 Nov 25;21(12):154. doi: 10.1007/s11886-019-1241-6. Review. PubMed PMID: 31768770.
  29. Grunau B, Kawano T, Scheuermeyer FX, Drennan I, **Fordyce CB**, van Diepen S, Reynolds J, Lin S, Christenson J. The Association of the Average Epinephrine Dosing Interval and Survival With Favorable Neurologic Status at Hospital Discharge in Out-of-Hospital

- Cardiac Arrest. *Ann Emerg Med.* 2019 Dec;74(6):797-806. doi: 10.1016/j.annemergmed.2019.04.031. Epub 2019 Jun 24. PubMed PMID: 31248676.
30. Hartford W, **Lear S**, Nimmon L. Stroke survivors' experiences of team support along their recovery continuum. *BMC Health Serv Res.* 2019 Oct 21;19(1):723. doi: 10.1186/s12913-019-4533-z. PubMed PMID: 31638959; PubMed Central PMCID: PMC6805495.
  31. Hausvater A, Smilowitz NR, **Saw J**, Sherrid M, Ali T, Espinosa D, Mersha R, DeFonte M, Reynolds HR. Spontaneous Coronary Artery Dissection in Patients With a Provisional Diagnosis of Takotsubo Syndrome. *J Am Heart Assoc.* 2019 Nov 19;8(22):e013581. doi: 10.1161/JAHA.119.013581. Epub 2019 Nov 12. PubMed PMID: 31711381; PubMed Central PMCID: PMC6915268.
  32. **Hawkins NM**, Daniele PR, **Humphries KH**, Ezekowitz JA, McAlister FA, Sandhu RK, Kaul P. Empirical Insights When Defining the Population Burden of Atrial Fibrillation and Oral Anticoagulation Utilization Using Administrative Data. *Can J Cardiol.* 2019 Oct;35(10):1412-1415. doi: 10.1016/j.cjca.2019.05.009. Epub 2019 May 15. PubMed PMID: 31473069.
  33. **Hawkins NM**, Scheuermeyer FX, Youngson E, Sandhu RK, Ezekowitz JA, Kaul P, McAlister FA. Impact of cardiology follow-up care on treatment and outcomes of patients with new atrial fibrillation discharged from the emergency department. *Europace.* 2019 Dec 4. pii: euz302. doi: 10.1093/europace/euz302. [Epub ahead of print] PubMed PMID: 31800033.
  34. Holmes KR, Fonte TA, Weir-McCall J, Anastasius M, Blanke P, Payne GW, Ellis J, Murphy DT, **Taylor C**, **Leipsic JA**, Sellers SL. Impact of sublingual nitroglycerin dosage on FFR(CT) assessment and coronary luminal volume-to-myocardial mass ratio. *Eur Radiol.* 2019 Dec;29(12):6829-6836. doi: 10.1007/s00330-019-06293-7. Epub 2019 Jun 21. PubMed PMID: 31227880.
  35. Holzamer A, Kim WK, Rück A, Sathananthan J, Keller L, Cosma J, Bauer T, Nef H, Amat-Santos IJ, Brinkert M, Husser O, Pellegrini C, Schofer J, Nerla R, Montorfano M, Giannini F, Stella P, Kuwata S, Hilker M, Castriota F, Ussia GP, **Webb JG**, Nietlispach F, Toggweiler S. Valve-in-Valve Implantation Using the ACURATE Neo in Degenerated Aortic Bioprostheses: An International Multicenter Analysis. *JACC Cardiovasc Interv.* 2019 Nov 25;12(22):2309-2316. doi: 10.1016/j.jcin.2019.07.042. PubMed PMID: 31753302.
  36. Isbister JC, **Krahn AD**, Semsarian C, Sy RW. Brugada Syndrome: Clinical Care Amidst Pathophysiological Uncertainty. *Heart Lung Circ.* 2019 Dec 17. pii: S1443-9506(19)31543-4. doi: 10.1016/j.hlc.2019.11.016. [Epub ahead of print] Review. PubMed PMID: 31959551.
  37. Kearns MJ, Miller SD, Kong HJ, Sirounis D, Cheung A, Bashir J, **Seidman MA**, Boyd JH. Oligonucleotide-based Preconditioning of DCD Cardiac Donors and Its Impact on Cardiac Viability. *Transplantation.* 2019 Dec;103(12):2479-2485. doi: 10.1097/TP.0000000000002849. PubMed PMID: 31335774.
  38. Kiamanesh O, Kaan A, **Toma M**. Medical Management of Left Ventricular Assist Device Patients: A Practical Guide for the Nonexpert Clinician. *Can J Cardiol.* 2020 Feb;36(2):205-215. doi: 10.1016/j.cjca.2019.09.020. Epub 2019 Oct 4. Review. PubMed PMID: 31879052.
  39. Kiamanesh O, Khosla A, Johansson E, **Virani S**, **Davis M**, Cheung A, Bashir J, Munt B, **Ignaszewski A**, Kaan A, **Toma M**. Impact of Donor Origin on Survival After Orthotopic Heart Transplantation. *Transplant Proc.* 2019 Dec;51(10):3409-3411. doi: 10.1016/j.transproceed.2019.08.032. Epub 2019 Nov 14. PubMed PMID: 31733803.

40. Komatsu I, **Leipsic J**, Webb JB, Blanke P, Mackensen GB, Don CW, McCabe JM, Rumer C, Tan CW, Levin DB, Ramos M, Aldea GS, Reisman M, Wijeyesundera HC, Radhakrishnan S, Sathananthan J, Piazza N, Kornowski R, Dvir D. Imaging of Aortic Valve Cusps Using Commissural Alignment: Guidance for Transcatheter Leaflet Laceration With BASILICA. *JACC Cardiovasc Imaging*. 2019 Nov;12(11 Pt 1):2262-2265. doi: 10.1016/j.jcmg.2019.04.019. Epub 2019 Jun 12. PubMed PMID: 31202758.
41. Korsholm K, Berti S, Iriart X, **Saw J**, Wang DD, Cochet H, Chow D, Clemente A, De Backer O, Møller Jensen J, Nielsen-Kudsk JE. Expert Recommendations on Cardiac Computed Tomography for Planning Transcatheter Left Atrial Appendage Occlusion. *JACC Cardiovasc Interv*. 2020 Feb 10;13(3):277-292. doi: 10.1016/j.jcin.2019.08.054. Epub 2019 Oct 30. Review. PubMed PMID: 31678086.
42. Langer A, Tan M, Goodman SG, Gregoire J, Lin PJ, **Mancini GBJ**, Stone JA, Wills C, Spindler C, Leiter LA. GOAL CANADA: Physician education and support can improve patient management. *CJC Open*. Epub: 2019 Dec 28. Doi: <https://doi.org/10.1016/j.cjco.2019.12.002>
43. Lauck SB, Sathananthan J, Park J, Achtem L, Smith A, Keegan P, Hawkey M, Brandwein R, **Webb JG**, **Wood DA**; 3M TAVR Investigators, and Nursing and Allied Health Professional Site Leaders. Post-procedure protocol to facilitate next-day discharge: Results of the multidisciplinary, multimodality but minimalist TAVR study. *Catheter Cardiovasc Interv*. 2019 Nov 29. doi: 10.1002/ccd.28617. [Epub ahead of print] PubMed PMID: 31785087.
44. Lazarova M, Lazar D, Malek F, Vaclavik J, Taborsky M, **Ignaszewski A**. Heart failure disease management program, its contribution to established pharmacotherapy and long-term prognosis in real clinical practice – retrospective data analysis. *Biomed Pap Med Fac Univ Palacky Olomouc Czech Repub*. 2019 Dec;163(4):318-323. doi: 10.5507/bp.2018.059. Epub 2018 Oct 5. PubMed PMID: 30305762.
45. **Lear SA**, Gasevic D. Ethnicity and Metabolic Syndrome: Implications for Assessment, Management and Prevention. *Nutrients*. 2019 Dec 19;12(1). pii: E15. doi: 10.3390/nu12010015. PubMed PMID: 31861719.
46. Lee SE, Sung JM, Andreini D, Al-Mallah MH, Budoff MJ, Cademartiri F, Chinnaiyan K, Choi JH, Chun EJ, Conte E, Gottlieb I, Hadamitzky M, Kim YJ, Lee BK, **Leipsic JA**, Maffei E, Marques H, de Araújo Gonçalves P, Pontone G, Raff GL, Shin S, Stone PH, Samady H, Virmani R, Narula J, Berman DS, Shaw LJ, Bax JJ, Lin FY, Min JK, Chang HJ. Differences in Progression to Obstructive Lesions per High-Risk Plaque Features and Plaque Volumes With CCTA. *JACC Cardiovasc Imaging*. 2019 Nov 13. pii: S1936-878X(19)30934-9. doi: 10.1016/j.jcmg.2019.09.011. [Epub ahead of print] PubMed PMID: 31734214.
47. Lee SE, Sung JM, Andreini D, Budoff MJ, Cademartiri F, Chinnaiyan K, Choi JH, Chun EJ, Conte E, Gottlieb I, Hadamitzky M, Kim YJ, Kumar A, Lee BK, **Leipsic JA**, Maffei E, Marques H, Pontone G, Raff G, Shin S, Stone PH, Samady H, Virmani R, Narula J, Berman DS, Shaw LJ, Bax JJ, Lin FY, Min JK, Chang HJ. Differential association between the progression of coronary artery calcium score and coronary plaque volume progression according to statins: the Progression of Atherosclerotic Plaque Determined by Computed Tomographic Angiography Imaging (PARADIGM) study. *Eur Heart J Cardiovasc Imaging*. 2019 Nov 1;20(11):1307-1314. doi: 10.1093/ehjci/jez022. PubMed PMID: 30789215; PubMed Central PMCID: PMC6806249.



48. **Leipsic J**, Blanke P. The Neo LVOT: From Concept to Clinical Practice. *JACC Cardiovasc Interv.* 2019 Dec 9;12(23):2413-2415. doi: 10.1016/j.jcin.2019.07.009. Epub 2019 Oct 16. PubMed PMID: 31629755.
49. **Leipsic J**, Nørgaard BL, Khalique O, Cavalcante JL, Wang DD, Jilaihawi H, Delgado V, Bax JJ, Blanke P. Core Competencies in Cardiac CT for Imaging Structural Heart Disease Interventions: An Expert Consensus Statement. *JACC Cardiovasc Imaging.* 2019 Dec;12(12):2555-2559. doi: 10.1016/j.jcmg.2019.09.023. PubMed PMID: 31806183.
50. Liao Z, Girgis H, Abdi A, Vaseli H, Hetherington J, Rohling R, **Gin K, Tsang T**, Abolmaesumi P. On Modelling Label Uncertainty in Deep Neural Networks: Automatic Estimation of Intra-observer Variability in 2D Echocardiography Quality Assessment. *IEEE Trans Med Imaging.* 2019 Dec 13. doi: 10.1109/TMI.2019.2959209. [Epub ahead of print] PubMed PMID: 31841401.
51. Mamane S, Mullie L, Lok Ok Choo W, Piazza N, Martucci G, Morais JA, Kim DH, Lauck S, **Webb JG**, Afilalo J; FRAILTY-AVR Investigators. Sarcopenia in Older Adults Undergoing Transcatheter Aortic Valve Replacement. *J Am Coll Cardiol.* 2019 Dec 24;74(25):3178-3180. doi: 10.1016/j.jacc.2019.10.030. PubMed PMID: 31856975.
52. Moghaddam N, Swiston JR, Weatherald J, Mielniczuk L, Kapasi A, Hambly N, Langleben D, **Brunner NW**. Impact of saline loading at cardiac catheterization on the classification and management of patients evaluated for pulmonary hypertension. *Int J Cardiol.* 2019 Nov 14. pii: S0167-5273(19)33892-6. doi: 10.1016/j.ijcard.2019.11.104. [Epub ahead of print] PubMed PMID: 31784045.
53. Noor S, Dehghan M, **Lear SA**, Swaminathan S, Ibrahim Q, Rangarajan S, Punthakee Z. Relationship between diet and acculturation among South Asian children living in Canada. *Appetite.* 2020 Apr 1;147:104524. doi: 10.1016/j.appet.2019.104524. Epub 2019 Nov 20. PubMed PMID: 31756412.
54. Qamar SR, Jalal S, Nicolaou S, **Tsang M**, Gilhofer T, **Saw J**. Comparison of cardiac computed tomography angiography and transoesophageal echocardiography for device surveillance after left atrial appendage closure. *EuroIntervention.* 2019 Oct 20;15(8):663-670. doi: 10.4244/EIJ-D-18-01107. PubMed PMID: 31217149.
55. Qintar M, **Humphries KH**, Park JE, Arnold SV, Tang Y, Jones P, Salisbury AC, Kureshi F, Farkouh ME, Fuster V, Cohen DJ, Spertus JA. Individualizing Revascularization Strategy for Diabetic Patients With Multivessel Coronary Disease. *J Am Coll Cardiol.* 2019 Oct 22;74(16):2074-2084. doi: 10.1016/j.jacc.2019.07.083. PubMed PMID: 31623766.
56. Roos-Hesselink J, Baris L, Johnson M, De Backer J, Otto C, Marelli A, Jondeau G, Budts W, **Grewal J**, Sliwa K, Parsonage W, Maggioni AP, van Hagen I, Vahanian A, Tavazzi L, Elkayam U, Boersma E, Hall R. Pregnancy outcomes in women with cardiovascular disease: evolving trends over 10 years in the ESC Registry Of Pregnancy And Cardiac disease (ROPAC). *Eur Heart J.* 2019 Dec 14;40(47):3848-3855. doi: 10.1093/eurheartj/ehz136. PubMed PMID: 30907409.
57. Roston TM, **Krahn AD, Ong K**, Sanatani S. The merits of the ICD for inherited heart rhythm disorders: A critical re-appraisal. *Trends Cardiovasc Med.* 2019 Oct 24. pii: S1050-1738(19)30143-4. doi: 10.1016/j.tcm.2019.10.004. [Epub ahead of print] Review. PubMed PMID: 31685385.
58. Sathananthan G, Johal N, Verma T, Sandhu S, **Chakrabarti S**, Riahi M, Human D, **Leipsic J, Grewal J**. Clinical Importance of Fontan Circuit Thrombus in the Adult Population: Significant Association With Increased Risk of Cardiovascular Events. *Can J Cardiol.*

- 2019 Dec;35(12):1807-1814. doi: 10.1016/j.cjca.2019.08.038. Epub 2019 Sep 5. PubMed PMID: 31813509.
59. Sathananthan J, Fraser R, Hatoum H, Barlow AM, Stanová V, Allen KB, Chhatiwalla AK, Rieu R, Pibarot P, Dasi LP, Søndergaard L, **Wood DA, Webb JG**. Bioprosthetic valve fracture performed before versus after valve-in-valve intervention: Insights from bench testing. *EuroIntervention*. 2019 Dec 24. pii: EIJ-D-19-00939. doi: 10.4244/EIJ-D-19-00939. [Epub ahead of print] PubMed PMID: 31854302.
  60. Sathananthan J, Hensey M, Fraser R, Landes U, Blanke P, Hatoum H, Dasi LP, Sedaghat A, Bapat VN, **Leipsic J, Søndergaard L, Wood DA, Webb JG**. Implications of hydrodynamic testing to guide sizing of self-expanding transcatheter heart valves for valve-in-valve procedures. *Catheter Cardiovasc Interv*. 2019 Oct 24. doi: 10.1002/ccd.28537. [Epub ahead of print] PubMed PMID: 31647178.
  61. Sathananthan J, Sellers S, Barlow A, Hensey M, Landes U, Cheung A, Ye J, Alkhourair A, Blanke P, Søndergaard L, Pibarot P, **Wood D, Leipsic J, Webb J**. Overexpansion of older generation balloon expandable transcatheter heart valves: An ex-vivo bench study. *Catheter Cardiovasc Interv*. 2019 Nov 15;94(6):806-811. doi: 10.1002/ccd.28160. Epub 2019 Mar 9. PubMed PMID: 30851079.
  62. Sengupta A, Zaid S, Kamioka N, Terre J, Miyasaka M, Hirji SA, Hensey M, Geloo N, Petrossian G, Robinson N, Sarin E, Ryan L, Yoon SH, Tan CW, Khalique OK, Kodali SK, Kaneko T, Shah PB, Wong SC, Salemi A, Sharma K, Kozina JA, Szerlip MA, Don CW, Gafoor S, Zhang M, Newhart Z, Kapadia SR, Mick SL, Krishnaswamy A, Kini A, Ahmad H, Lansman SL, Mack MJ, **Webb JG, Babaliaros V, Thourani VH, Makkar RR, Leon MB, George I, Tang GHL**. Mid-Term Outcomes of Transcatheter Aortic Valve Replacement in Extremely Large Annuli with Edwards SAPIEN 3 Valve. *JACC Cardiovasc Interv*. 2020 Jan 27;13(2):210-216. doi: 10.1016/j.jcin.2019.08.042. Epub 2019 Dec 25. PubMed PMID: 31883715.
  63. Shariful Islam SM, Farmer AJ, Bobrow K, Maddison R, Whittaker R, Pfaeffli Dale LA, Lechner A, **Lear S**, Eapen Z, Niessen LW, Santo K, Stepien S, Redfern J, Rodgers A, Chow CK. Mobile phone text-messaging interventions aimed to prevent cardiovascular diseases (Text2PreventCVD): systematic review and individual patient data meta-analysis. *Open Heart*. 2019 Oct 9;6(2):e001017. doi: 10.1136/openhrt-2019-001017. eCollection 2019. PubMed PMID: 31673381; PubMed Central PMCID: PMC6802999.
  64. Stocker TJ, Heckner M, **Leipsic J**, Hadamitzky M, Deseive S, Achenbach S, Chen MY, Rubinshtein R, Bax JJ, Bittencourt MS, Jadhav UM, Schlosser T, Ramanathan S, Yu JH, Massberg S, Hausleiter J. Out of Focus: Increase of the Excess Longitudinal Range in Coronary Computed Tomographic Angiography. *JACC Cardiovasc Imaging*. 2020 Feb;13(2 Pt 1):526-528. doi: 10.1016/j.jcmg.2019.09.018. Epub 2019 Nov 13. PubMed PMID: 31734208.
  65. Summers MR, Leon MB, Smith CR, Kodali SK, Thourani VH, Herrmann HC, Makkar RR, Pibarot P, **Webb JG, Leipsic J**, Alu MC, Crowley A, Hahn RT, Kapadia SR, Tuzcu EM, Svensson L, Cremer PC, Jaber WA. Prosthetic Valve Endocarditis After TAVR and SAVR: Insights From the PARTNER Trials. *Circulation*. 2019 Dec 10;140(24):1984-1994. doi: 10.1161/CIRCULATIONAHA.119.041399. Epub 2019 Nov 6. PubMed PMID: 31690104.
  66. Towbin JA, McKenna WJ, Abrams DJ, Ackerman MJ, Calkins H, Darrieux FCC, Daubert JP, de Chillou C, DePasquale EC, Desai MY, Estes NAM 3rd, Hua W, Indik JH, Ingles J, James CA, John RM, Judge DP, Keegan R, **Krahn AD**, Link MS, Marcus FI, McLeod CJ, Mestroni L, Priori SG, Saffitz JE, Sanatani S, Shimizu W, van Tintelen JP, Wilde AAM, Zareba W. 2019 HRS expert consensus statement on evaluation, risk stratification, and

- management of arrhythmogenic cardiomyopathy: Executive summary. *Heart Rhythm*. 2019 Nov;16(11):e373-e407. doi: 10.1016/j.hrthm.2019.09.019. PubMed PMID: 31676023.
67. Towbin JA, McKenna WJ, Abrams DJ, Ackerman MJ, Calkins H, Darrieux FCC, Daubert JP, de Chillou C, DePasquale EC, Desai MY, Estes NAM 3rd, Hua W, Indik JH, Ingles J, James CA, John RM, Judge DP, Keegan R, **Krahn AD**, Link MS, Marcus FI, McLeod CJ, Mestroni L, Priori SG, Saffitz JE, Sanatani S, Shimizu W, van Tintelen JP, Wilde AAM, Zareba W. 2019 HRS expert consensus statement on evaluation, risk stratification, and management of arrhythmogenic cardiomyopathy. *Heart Rhythm*. 2019 Nov;16(11):e301-e372. doi: 10.1016/j.hrthm.2019.05.007. Epub 2019 May 9. PubMed PMID: 31078652.
  68. van den Hoogen IJ, van Rosendaal AR, Lin FY, Lu Y, Dimitriu-Leen AC, Smit JM, Scholte AJHA, Achenbach S, Al-Mallah MH, Andreini D, Berman DS, Budoff MJ, Cademartiri F, Callister TQ, Chang HJ, Chinnaiyan K, Chow BJW, Cury RC, DeLago A, Feuchtner G, Hadamitzky M, Hausleiter J, Kaufmann PA, Kim YJ, **Leipsic JA**, Maffei E, Marques H, de Araújo Gonçalves P, Pontone G, Raff GL, Rubinshtein R, Villines TC, Gransar H, Jones EC, Peña JM, Shaw LJ, Min JK, Bax JJ. Coronary atherosclerosis scoring with semiquantitative CCTA risk scores for prediction of major adverse cardiac events: Propensity score-based analysis of diabetic and non-diabetic patients. *J Cardiovasc Comput Tomogr*. 2019 Dec 5. pii: S1934-5925(19)30028-0. doi: 10.1016/j.jcct.2019.11.015. [Epub ahead of print] PubMed PMID: 31836415.
  69. van Diemen PA, Driessen RS, Stuijzand WJ, Raijmakers PG, Schumacher SP, Bom MJ, Everaars H, Min JK, **Leipsic JA**, Knuuti J, Underwood SR, van de Ven PM, van Rossum AC, Danad I, Knaapen P. Data on the impact of scan quality on the diagnostic performance of CCTA, SPECT, and PET for diagnosing myocardial ischemia defined by fractional flow reserve on a per vessel level. *Data Brief*. 2019 Sep 28;27:104584. doi: 10.1016/j.dib.2019.104584. eCollection 2019 Dec. PubMed PMID: 31687432; PubMed Central PMCID: PMC6820078.
  70. van Rosendaal AR, Shaw LJ, Xie JX, Dimitriu-Leen AC, Smit JM, Scholte AJ, van Werkhoven JM, Callister TQ, DeLago A, Berman DS, Hadamitzky M, Hausleiter J, Al-Mallah MH, Budoff MJ, Kaufmann PA, Raff G, Chinnaiyan K, Cademartiri F, Maffei E, Villines TC, Kim YJ, Feuchtner G, Lin FY, Jones EC, Pontone G, Andreini D, Marques H, Rubinshtein R, Achenbach S, Dunning A, Gomez M, Hindoyan N, Gransar H, **Leipsic J**, Narula J, Min JK, Bax JJ. Superior Risk Stratification with Coronary Computed Tomography Angiography Using a Comprehensive Atherosclerotic Risk Score. *JACC Cardiovasc Imaging*. 2019 Oct;12(10):1987-1997. doi: 10.1016/j.jcmg.2018.10.024. Epub 2019 Jan 16. PubMed PMID: 30660516; PubMed Central PMCID: PMC6635103.
  71. Walker BB, Shashank A, Gasevic D, Schuurman N, Poirier P, Teo K, Rangarajan S, Yusuf S, **Lear SA**. The Local Food Environment and Obesity: Evidence from Three Cities. *Obesity (Silver Spring)*. 2020 Jan;28(1):40-45. doi: 10.1002/oby.22614. Epub 2019 Nov 26. PubMed PMID: 31774254; PubMed Central PMCID: PMC6972660.
  72. **Webb JG**, Landes U. The final meta-analysis? *Eur Heart J*. 2019 Oct 7;40(38):3154-3155. doi: 10.1093/eurheartj/ehz696. PubMed PMID: 31573604.
  73. Weir-McCall JR, Nicol E, Abbara S, Branch K, Choi AD, Ghoshhajra BB, **Leipsic J**, Nieman K, Shaw LJ, Blankstein R. Highlights of the fourteenth annual scientific meeting of the Society of Cardiovascular Computed Tomography. *J Cardiovasc Comput Tomogr*. 2019 Dec 24. pii: S1934-5925(19)30751-8. doi: 10.1016/j.jcct.2019.12.034. [Epub ahead of print] PubMed PMID: 31883903.

74. Welsh RC, Sidhu RS, **Cairns JA**, Lavi S, Kedev S, Moreno R, Cantor WJ, Stankovic G, Meeks B, Yuan F, Džavík V, Jolly SS. Outcomes Among Clopidogrel, Prasugrel, and Ticagrelor in ST-Elevation Myocardial Infarction Patients Who Underwent Primary Percutaneous Coronary Intervention From the TOTAL Trial. *Can J Cardiol*. 2019 Oct;35(10):1377-1385. doi: 10.1016/j.cjca.2019.04.026. Epub 2019 May 7. PubMed PMID: 31492492.
75. **Wood DA, Cairns JA**, Wang J, Mehran R, Storey RF, Nguyen H, Meeks B, Kunadian V, Tanguay JF, Kim HH, Cheema A, Deghani P, Natarajan MK, Jolly SS, Amerena J, Keltai M, James S, Hlinomaz O, Niemela K, AlHabib K, Lewis BS, Nguyen M, Sarma J, Dzavik V, Della Siega A, Mehta SR; COMPLETE Investigators. Timing of Staged Nonculprit Artery Revascularization in Patients With ST-Segment Elevation Myocardial Infarction: COMPLETE Trial. *J Am Coll Cardiol*. 2019 Dec 3;74(22):2713-2723. doi: 10.1016/j.jacc.2019.09.051. PubMed PMID: 31779786.
76. **Wood DA**, Sathananthan J. Non-Nominal Deployment of Transcatheter Heart Valves: What Are the Implications? *JACC Cardiovasc Interv*. 2020 Jan 27;13(2):217-218. doi: 10.1016/j.jcin.2019.09.038. Epub 2019 Dec 25. PubMed PMID: 31883723.
77. Woolridge S, Alemayehu W, Kaul P, **Fordyce CB**, Lawler PR, Lemay M, Jentzer JC, Goldfarb M, **Wong GC**, Armstrong PW, van Diepen S. National trends in coronary intensive care unit admissions, resource utilization, and outcomes. *Eur Heart J Acute Cardiovasc Care*. 2019 Oct 30;2048872619883400. doi: 10.1177/2048872619883400. [Epub ahead of print] PubMed PMID: 31663772.
78. Xiong TY, Pighi M, Thériault-Lauzier P, **Leipsic J**, Spaziano M, Martucci GJ, Buithieu J, Mousavi N, Pilgrim T, Praz F, Windecker S, Chen M, Piazza N. Optimal fluoroscopic viewing angles of right-sided heart structures in patients with tricuspid regurgitation based on multislice computed tomography. *EuroIntervention*. 2019 Nov 20;15(10). pii: EIJ-D-19-00618. doi: 10.4244/EIJ-D-19-00618. PubMed PMID: 31746757.
79. Yeung DF, Miu W, Turaga M, **Tsang MYC, Tsang TSM, Jue J, Lee PK, Nair P, Gin K**. Incidentally Discovered Left Atrial Appendage Aneurysm Managed Conservatively. *Heart Lung Circ*. 2019 Dec 5. pii: S1443-9506(19)31518-5. doi: 10.1016/j.hlc.2019.10.015. [Epub ahead of print] PubMed PMID: 31859139.
80. Yeung DF, **Saw J**. Multiple recurrences of spontaneous coronary artery dissection in a woman with fibromuscular dysplasia. *Catheter Cardiovasc Interv*. 2019 Nov 1;94(5):702-705. doi: 10.1002/ccd.28301. Epub 2019 Apr 29. PubMed PMID: 31033181.
81. Yucel-Finn A, Nicol E, **Leipsic JA**, Weir-McCall JR. CT in planning transcatheter aortic valve implantation procedures and risk assessment. *Clin Radiol*. 2019 Dec 26. pii: S0009-9260(19)30660-9. doi: 10.1016/j.crad.2019.11.015. [Epub ahead of print] Review. PubMed PMID: 31883615.

---

*The UBC Cardiology Research News will come out quarterly,  
but your research achievements are welcomed at any time  
Please send to Vishaldeep Sidhu (vishaldeep.sidhu@ubc.ca)*

*Research Manager, UBC Division of Cardiology  
10<sup>th</sup> Floor, 1190 Hornby Street, Vancouver, BC*