

UBC Cardiology Research News

Reporting Jan - Mar 2019

In This Issue:

1. Message from the Research Team
2. Awards & Distinctions
3. Research Funding and Publications report
4. Grants Awarded
5. Upcoming grant deadlines
6. Invited Presentations
7. Publications

Message from Research Team

Dear Colleagues,

We are really delighted to provide this Quarterly Report and to showcase the sustained effort and success of the Division in achieving local, national and international recognition, in winning coveted grants and in making impactful contributions to the peer-reviewed literature. We are in an interesting phase now that we have engaged the very capable skills of Dr. Sidhu for facilitation of external, peer-reviewed grant submissions. The value that she brings to strengthening the grants is very likely to enhance the Division's return on investment not solely with respect to CAPP funds supporting research infrastructure but also with respect to the time spent by investigators in developing new ideas. It is already clear, however, that this enviable situation also fully underscores that the essential components that are the responsibility of the investigator(s) must be done in good time so that constructive input and required changes can be done properly. We currently have fairly loose parameters for engaging Dr. Sidhu's help and we would like to keep it that way. But the Division's investigators must help us serve optimally by ensuring that last minute requests are minimized and, ideally, eliminated. This is especially the case as all of the important external, peer-review grant competitions occur on a cyclical basis and this results in the potential for many simultaneous requests to us to review proposals and to make them as strong as possible prior to getting departmental and institutional permissions as well as all the support letters required for final submission. These critical phases of pre-submission review require time if they are to be done effectively. Thus, please help us help you by planning ahead as much as possible so that we can do our tasks optimally and so that we can submit strong grants on your behalf. For now, our support is on a "first come first serve" basis and our priority will remain doing all things required for external, peer-reviewed grant submissions. Other requests will be considered within the current constraints of our limited infrastructure. So grant management, finances, contracts, Common CV's etc will be accommodated but as lower priorities and only within available time. We wish to emphasize again that we are in an interesting and an enviable phase of research development. We will enhance each other's efforts if we keep an eye on the clock!

Sincerely,

G.B. John Mancini

Director of Research, UBC Division of Cardiology

Marc Deyell

Associate Director of Research, UBC Division of Cardiology


Vishaldeep Sidhu

Research Manager, UBC Division of Cardiology

Awards & Distinctions

Andrade, Jason

- Successful late breaking CIRCA-DOSE trial featured in the European Heart Rhythm Association Congress news



Humphries, Karin

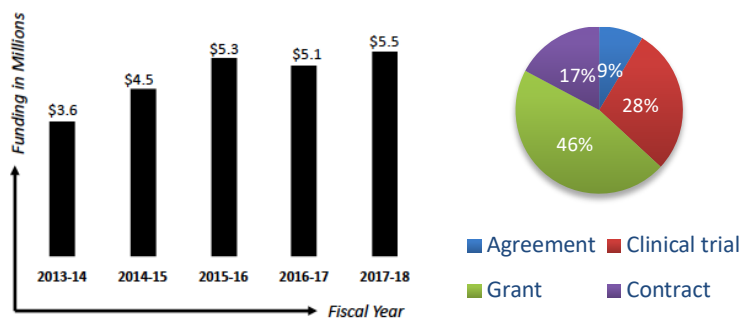
- UBC Faculty of Medicine 2018 Distinguished Researcher Award



Jiang, River (Echo Cardiology Fellow)

- Top research prize at 2019 Canadian Society of Echocardiography competition

Research Funding and Publications Report



Research funding in the Division of Cardiology has **increased 34%** over the past 5 years and 7% in the past year. For the fiscal 2017-18, **46% of the total research funding came from grants, 28% from clinical trials** and remaining 26% from contracts and agreements. The 5-year publication rate for members of Division of Cardiology is **280 publications per year** and an average rate of citations is more than 4000 per year with nearly 20 citations per publication. The division's publication output is highly impactful with a 5-year average **field-weighted citation impact of 2.35**.

Grants Awarded

Staples John, Brubacher JR, **Chakrabarti S, Hawkins N, and Krahn A**

- “Motor vehicle crash risk after pacemaker or cardioverter-defibrillator implantation: A population-based evaluation”, CIHR Project Grant competition

Brunham LR, Pimstone S, Hoens A, **Humphries, K and Mancini, GBJ**

- “Improving the identification and treatment of young adults with heart disease: the Study to Avoid cardioVascular Events in British Columbia (SAVE BC)” CIHR Project Grant competition

Krahn, A

- “Simplified Home and Ambulatory Monitoring in Patients Evaluated for Inherited Arrhythmia (SHAPE-IA)” CANet Seed Grant competition

Laksman, Z

- “High throughput screening using stem cell derived cardiomyocytes” CFI-JELF Grant

Saw, J

- “Canadian SCAD Study 3000” Heart and Stroke Grant

Lauck S, **Wood D, Webb J, Humphries K**, Sathananthan J, Wijeyesundera H, Asgar A, Welsh R, Baumbusch J, Carroll S, Goldie K, Murdoch D

- “Safe Transition Home after Transcatheter Aortic Valve Implantation – Feasibility Study (START)” Heart & Stroke Grants-in-Aid

Wijeyesundera H, **Wood D**, Austin P, D. Ko D, Krahn M, **Webb J**, Lauck S, **Humphries K**, Czarnecki A

- “Identifying Predictors of Cumulative Health Care Costs Associated with Transcatheter Aortic Valve Implantation in Severe Aortic Stenosis: an Inter-Provincial Evaluation” Heart & Stroke Grants-in-Aid

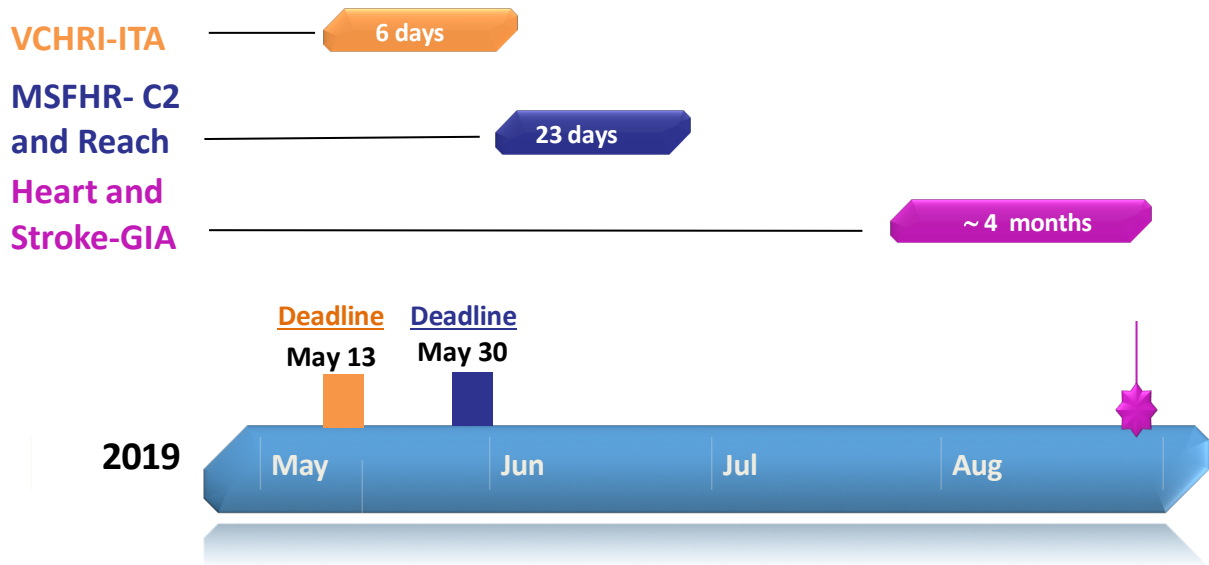
Roston, T (Cardiology Fellow) and Krahn, A

- “Harnessing Exercise in the Diagnosis and Treatment of Catecholaminergic Polymorphic VT: A Case Cross-Over Design Trial” Rare Disease Foundation and BCCHF grant

Cheung, C (Cardiology Fellow) and Krahn, A

- “Simplified Home and Ambulatory Monitoring in Patients Evaluated for Inherited Arrhythmia (SHAPE-IA)” Rare Disease Foundation and BCCHF grant

Upcoming Grant Competitions



Invited Presentations

Mancini, G.B. John

- “Up-to-date management of diabetes: Perspectives from AHA 2018 late breaking trials” Arrhythmia Update Plus 2019 Conference, Feb 8, 2019, Whistler BC
- “Anti-diabetic Agents: How to successfully manage the side effect profile” Arrhythmia Update Plus 2019 Conference, Feb 8, 2019, Whistler BC
- “New paradigms in CAD prevention: A focus on residual risk due to lipids and inflammation” Arrhythmia Update Plus 2019 Conference, Feb 9, 2019, Whistler BC

Krahn, Andrew

- “Genetic testing in 2019 – Where are we at? ” and “Approach to the difficult CRT Case”. Feb 1 and 2, Austrian Heart Rhythm Society, Salzburg, Austria.
- “ACC/AHA/HRS and ESC Guidelines on Syncope – Case Based Studies” and Co-Chair- Heart Failure Advocacy and International Perspectives. March 16, 2019 American College of Cardiology, New Orleans.

Saw, Jacqueline

- “Challenging case of LAA closure”, “Management of Complications with LAA Closure” AF Symposium Boston, Jan2019.
- “CT imaging preprocedural and postprocedural for LAAC”, Management of device embolization with LAAC”, ISLAA Kansas City, Mar2019.
- “Update on SCAD” CV Grand Rounds University of Michigan, Ann Arbor (Mar2019)
- “When and how to intervene in SCAD”, “CT Scan, TEE, or Angiography for LAA Closure Planning?”, “When to intervene in SCAD, PRYME (ACCEL interview)”, ACC, Mar2019.

- “Antithrombotic Therapy after LAA Closure”, “Pre-Procedural and Procedural Imaging for LAA Closure”, “Management of Complications with LAAC”, “Device Design and LAAO Strategy”, “How to deal with complex LAAO cases”, CIT Beijing, Mar2019.

Tsang, Teresa

- “Do you even need an echocardiographer?: Machine/Deep Learning”, Canadian Society of Echocardiography, Toronto, April 11-13, 2019.

Wood, David

- “What’s Next for TAVR? Unmet Clinical Needs”, Toronto Heart Valve Symposium, Toronto, January 19, 2019.
- “Multivessel Disease in STEMI: How COMPLETE Should We Be?”, “Evolving TAVR Techniques for the Bicuspid Valve: Is it Time for a Randomized Trial?”, International Andreas Gruentzig Society Meeting, Puerto Natales, Chile. February 4, 2019.
- “Percutaneous Valve Management – Present & Future”, UBC Hot Topics in Cardiology, Vancouver, Feb 9, 2019.

PUBLICATIONS

1. Al'Aref SJ, Su A, Gransar H, van Rosendaal AR, Rizvi A, Berman DS, Callister TQ, DeLago A, Hadamitzky M, Hausleiter J, Al-Mallah MH, Budoff MJ, Kaufmann PA, Raff GL, Chinnaiyan K, Cademartiri F, Maffei E, Villines TC, Kim YJ, **Leipsic J**, Feuchtner G, Pontone G, Andreini D, Marques H, de Araújo Gonçalves P, Rubinshtein R, Achenbach S, Chang HJ, Chow BJW, Cury R, Lu Y, Bax JJ, Jones EC, Peña JM, Shaw LJ, Min JK, Lin FY. A cross-sectional survey of coronary plaque composition in individuals on non-statin lipid lowering drug therapies and undergoing coronary computed tomography angiography. *J Cardiovasc Comput Tomogr*. 2019 Jan 29. pii: S1934-5925(18)30257-0. doi: 10.1016/j.jcct.2019.01.015. [Epub ahead of print] PubMed PMID: 30745132.
2. Alotaibi NM, Chen V, Hollander Z, **Leipsic JA**, Hague CJ, Murphy DT, DeMarco ML, FitzGerald JM, McManus BM, Ng RT, Sin DD. Phenotyping and outcomes of hospitalized COPD patients using rapid molecular diagnostics on sputum samples. *Int J Chron Obstruct Pulmon Dis*. 2019 Jan 23;14:311-319. doi: 10.2147/COPD.S188186. eCollection 2019. PubMed PMID: 30774328; PubMed Central PMCID: PMC6350828.
3. Anastasius M, Mugharbil A, Zamorano MG, Murphy DT, **Leipsic J**. The Value of Imaging-The Case for Coronary Computed Tomography Angiography. *J Thorac Imaging*. 2019 Jan;34(1):2-3. doi: 10.1097/RTI.0000000000000381. PubMed PMID: 30557197.
4. Bhindi R, Guan M, Zhao Y, **Humphries KH, Mancini GBJ**. Coronary atheroma regression and adverse cardiac events: A systematic review and meta-regression analysis. *Atherosclerosis*. 2019 May;284:194-201. doi: 10.1016/j.atherosclerosis.2019.03.005. Epub 2019 Mar 11. Review. PubMed PMID: 30933694.
5. Blanke P, Weir-McCall JR, Achenbach S, Delgado V, Hausleiter J, Jilaihawi H, Marwan M, Nørgaard BL, Piazza N, Schoenhagen P, **Leipsic JA**. Computed Tomography Imaging in the Context of Transcatheter Aortic Valve Implantation (TAVI)/Transcatheter Aortic Valve Replacement (TAVR): An Expert Consensus

- Document of the Society of Cardiovascular Computed Tomography. *JACC Cardiovasc Imaging*. 2019 Jan;12(1):1-24. doi: 10.1016/j.jcmg.2018.12.003. PubMed PMID: 30621986.
6. Bom MJ, Driessen RS, Stuijzand WJ, Raijmakers PG, Van Kuijk CC, Lammertsma AA, van Rossum AC, van Royen N, Knuuti J, Mäki M, Nieman K, Min JK, **Leipsic JA**, Danad I, Knaapen P. Diagnostic Value of Transluminal Attenuation Gradient for the Presence of Ischemia as Defined by Fractional Flow Reserve and Quantitative Positron Emission Tomography. *JACC Cardiovasc Imaging*. 2019 Feb;12(2):323-333. doi: 10.1016/j.jcmg.2017.10.009. Epub 2017 Dec 14. PubMed PMID: 29248645.
 7. Brito FS Jr, Jensen C, Jung C, Smalling RW, Arnold M, Redwood S, Kasel AM, Maisano F, Treede H, Ensminger SM, Kar S, Kaneko T, Pilgrim T, Sorajja P, Van Belle E, Prendergast BD, Bapat V, Modine T, Schofer J, Frerker C, Kempfert J, Attizzani GF, Latib A, Schaefer U, **Webb JG**, Bax JJ, Makkar RR. Outcomes of transcatheter mitral valve replacement for degenerated bioprostheses, failed annuloplasty rings, and mitral annular calcification. *Eur Heart J*. 2019 Feb 1;40(5):441-451. doi: 10.1093/eurheartj/ehy590. PubMed PMID: 30357365.
 8. Cadrin-Tourigny J, Bosman LP, Nozza A, Wang W, Tadros R, Bhonsale A, Bourfiss M, Fortier A, Lie ØH, Saguner AM, Svensson A, Andorin A, Tichnell C, Murray B, Zeppenfeld K, van den Berg MP, Asselbergs FW, Wilde AAM, **Krahn AD**, Talajic M, Rivard L, Chelko S, Zimmerman SL, Kamel IR, Crosson JE, Judge DP, Yap SC, van der Heijden JF, Tandri H, Jongbloed JDH, Guertin MC, van Tintelen JP, Platonov PG, Duru F, Haugaa KH, Khairy P, Hauer RNW, Calkins H, Te Riele ASJM, James CA. A new prediction model for ventricular arrhythmias in arrhythmogenic right ventricular cardiomyopathy. *Eur Heart J*. 2019 Mar 27. pii: ehz103. doi: 10.1093/eurheartj/ehz103. [Epub ahead of print] PubMed PMID: 30915475.
 9. Chahal D, Sepehry AA, Nazzari H, Wright AJ, **Toma M**. The Impact of Left Ventricular Assist Device Infections on Postcardiac Transplant Outcomes: A Systematic Review and Meta-Analysis. *ASAIO J*. 2019 Jan 4. doi: 10.1097/MAT.0000000000000921. [Epub ahead of print] PubMed PMID: 30575630.
 10. Cheung CC, Lieve KV, Roston TM, van der Ree MH, **Deyell MW**, **Andrade JG**, **Laksman ZW**, Nannenberga EA, Tadros R, Pang B, Rutberg J, Green MS, Conacher S, Seifer CM, Roberts JD, Steinberg C, Sanatani S, Wilde AA, **Krahn AD**. Pregnancy in Catecholaminergic Polymorphic Ventricular Tachycardia. *JACC Clin Electrophysiol*. 2019 Mar;5(3):387-394. doi: 10.1016/j.jacep.2018.10.019. Epub 2018 Dec 26. PubMed PMID: 30898243.
 11. Cheung CC, Mellor G, **Deyell MW**, Ensam B, Batchvarov V, Papadakis M, Roberts JD, Leather R, Sanatani S, Healey JS, Chauhan VS, Birnie DH, Champagne J, Angaran P, Klein GJ, Yee R, Simpson CS, Talajic M, Gardner M, Yeung-Lai-Wah JA, **Chakraborti S**, **Laksman ZW**, Sharma S, Behr ER, **Krahn AD**. Comparison of Ajmaline and Procainamide Provocation Tests in the Diagnosis of Brugada Syndrome. *JACC Clin Electrophysiol*. 2019 Apr;5(4):504-512. doi: 10.1016/j.jacep.2019.01.026. Epub 2019 Mar 27. PubMed PMID: 31000106.
 12. **Deyell MW**, Wen G, **Laksman Z**, **Bennett MT**, **Chakraborti S**, Yeung-Lai-Wah JA, **Krahn AD**, **Andrade JG**. The impact of steerable sheaths on unblinded contact force during catheter ablation for atrial fibrillation. *J Interv Card Electrophysiol*. 2019 Jan 30. doi: 10.1007/s10840-019-00514-1. [Epub ahead of print] PubMed PMID: 30701358.
 13. Driessen RS, Danad I, Stuijzand WJ, Raijmakers PG, Schumacher SP, van Diemen PA, **Leipsic JA**, Knuuti J, Underwood SR, van de Ven PM, van Rossum AC, **Taylor CA**,

- Knaapen P. Comparison of Coronary Computed Tomography Angiography, Fractional Flow Reserve, and Perfusion Imaging for Ischemia Diagnosis. *J Am Coll Cardiol*. 2019 Jan 22;73(2):161-173. doi: 10.1016/j.jacc.2018.10.056. PubMed PMID: 30654888.
14. Elbaz-Greener G, Yarranton B, Qiu F, **Wood DA**, **Webb JG**, Fremes SE, Radhakrishnan S, Wijeyundera HC. Association Between Wait Time for Transcatheter Aortic Valve Replacement and Early Postprocedural Outcomes. *J Am Heart Assoc*. 2019 Jan 8;8(1):e010407. doi: 10.1161/JAHA.118.010407. PubMed PMID: 30612506; PubMed Central PMCID: PMC6405724.
 15. Farkouh ME, Sidhu MS, Brooks MM, Vlachos H, Boden WE, Frye RL, Hartigan P, Siami FS, Bittner VA, Chaitman BR, **Mancini GBJ**, Fuster V. Impact of Chronic Kidney Disease on Outcomes of Myocardial Revascularization in Patients With Diabetes. *J Am Coll Cardiol*. 2019 Feb 5;73(4):400-411. doi: 10.1016/j.jacc.2018.11.044. PubMed PMID: 30704571.
 16. Fowokan AO, Punthakee Z, Waddell C, Rosin M, Morrison KM, Gupta M, Teo K, Rangarajan S, **Lear SA**. Adiposity measures and their validity in estimating risk of hypertension in South Asian children: a cross-sectional study. *BMJ Open*. 2019 Feb 20;9(2):e024087. doi: 10.1136/bmjopen-2018-024087. PubMed PMID: 30787084; PubMed Central PMCID: PMC6398767.
 17. Goossens S, Wang J, Tremblay C, De Medts J, T'Sas S, Nguyen T, **Saw J**, Haigh K, Curtis DJ, Van Vlierberghe P, Berx G, Taghon T, Haigh JJ. ZEB2 and LMO2 drive immature T-cell lymphoblastic leukemia via distinct oncogenic mechanisms. *Haematologica*. 2019 Jan 24. pii: haematol.2018.207837. doi: 10.3324/haematol.2018.207837. [Epub ahead of print] PubMed PMID: 30679322.
 18. Guler SA, Hur SA, **Lear SA**, Camp PG, Ryerson CJ. Body composition, muscle function, and physical performance in fibrotic interstitial lung disease: a prospective cohort study. *Respir Res*. 2019 Mar 12;20(1):56. doi: 10.1186/s12931-019-1019-9. PubMed PMID: 30866948; PubMed Central PMCID: PMC6417197.
 19. Hahn RT, **Leipsic J**, Douglas PS, Jaber WA, Weissman NJ, Pibarot P, Blanke P, Oh JK. Comprehensive Echocardiographic Assessment of Normal Transcatheter Valve Function. *JACC Cardiovasc Imaging*. 2019 Jan;12(1):25-34. doi: 10.1016/j.jcmg.2018.04.010. Epub 2018 Jun 13. PubMed PMID: 29909110.
 20. Hassan S, Prakash R, Starovoytov A, **Saw J**. Natural History of Spontaneous Coronary Artery Dissection With Spontaneous Angiographic Healing. *JACC Cardiovasc Interv*. 2019 Mar 25;12(6):518-527. doi: 10.1016/j.jcin.2018.12.011. Epub 2019 Feb 27. PubMed PMID: 30826233.
 21. Jang JJ, Bhapkar M, Coles A, Vemulapalli S, **Fordyce CB**, Lee KL, Udelson JE, Hoffmann U, Tardif JC, Jones WS, Mark DB, Sorrell VL, Espinoza A, Douglas PS, Patel MR; PROMISE Investigators. Predictive Model for High-Risk Coronary Artery Disease. *Circ Cardiovasc Imaging*. 2019 Feb;12(2):e007940. doi: 10.1161/CIRCIMAGING.118.007940. PubMed PMID: 30712364; PubMed Central PMCID: PMC6368397.
 22. Johri AM, Poirier P, Dorian P, Fournier A, Goodman JM, **McKinney J**, Moulson N, Pipe A, Philippon F, Taylor T, Connelly K, Baggish AL, **Krahn A**, Sharma S. Canadian Cardiovascular Society/Canadian Heart Rhythm Society Joint Position Statement on the Cardiovascular Screening of Competitive Athletes. *Can J Cardiol*. 2019 Jan;35(1):1-11. doi: 10.1016/j.cjca.2018.10.016. Epub 2018 Nov 22. PubMed PMID: 30595170.

23. **Laksman Z**, Barichello S, Roston TM, **Deyell MW**, **Krahn AD**. Acute Management of Ventricular Arrhythmia in Patients With Suspected Inherited Heart Rhythm Disorders. *JACC Clin Electrophysiol*. 2019 Mar;5(3):267-283. doi: 10.1016/j.jacep.2019.02.001. Review. PubMed PMID: 30898228.
24. Lee H, Tan MK, Yan AT, Angaran P, Dorian P, Bucci C, Gregoire JC, Bell AD, Green MS, Gross PL, Skanes A, Kerr CR, Mitchell LB, Cox JL, Essebag V, Heilbron B, **Ramanathan K**, Fournier C, Wheeler BH, Lin PJ, Berall M, Langer A, Goldin L, Goodman SG; FREEDOM AF and CONNECT AF Investigators. Association Between Patient and Physician Sex and Physician-Estimated Stroke and Bleeding Risks in Atrial Fibrillation. *Can J Cardiol*. 2019 Feb;35(2):160-168. doi: 10.1016/j.cjca.2018.11.023. Epub 2018 Dec 3. PubMed PMID: 30760422.
25. **Leipsic J**, Blanke P. Predicting Left Ventricular Outflow Tract Obstruction After Transcatheter Mitral Valve Replacement: From Theory to Evidence. *JACC Cardiovasc Interv*. 2019 Jan 28;12(2):194-195. doi: 10.1016/j.jcin.2018.12.010. PubMed PMID: 30678798.
26. Loewen PS, Bansback N, Hicklin J, **Andrade JG**, Kapanen AI, Kwan L, Lynd LD, McClean A, MacGillivray J, Salmasi S. Evaluating the Effect of a Patient Decision Aid for Atrial Fibrillation Stroke Prevention Therapy. *Ann Pharmacother*. 2019 Feb 6:1060028019828420. doi: 10.1177/1060028019828420. [Epub ahead of print] PubMed PMID: 30724102.
27. Main A, Lombardi WL, **Saw J**. Cutting balloon angioplasty for treatment of spontaneous coronary artery dissection: case report, literature review, and recommended technical approaches. *Cardiovasc Diagn Ther*. 2019 Feb;9(1):50-54. doi: 10.21037/cdt.2018.10.11. PubMed PMID: 30881877; PubMed Central PMCID: PMC6382663.
28. Malhi N, Cheung CC, Deif B, Roberts JD, Gula LJ, Green MS, Pang B, Sultan O, Konieczny KM, Angaran P, Dorian P, Lashevsky I, Healey JS, Alak A, Tadros R, Andorin A, Steinberg C, Ayala-Paredes F, Simpson CS, Atallah J, **Krahn AD**. Challenge and Impact of Quinidine Access in Sudden Death Syndromes: A National Experience. *JACC Clin Electrophysiol*. 2019 Mar;5(3):376-382. doi: 10.1016/j.jacep.2018.10.007. Epub 2018 Nov 28. PubMed PMID: 30898241.
29. **McKinney J**, Velghe J, Fee J, **Isserow S**, Drezner JA. Defining Athletes and Exercisers. *Am J Cardiol*. 2019 Feb 1;123(3):532-535. doi: 10.1016/j.amjcard.2018.11.001. Epub 2018 Nov 6. PubMed PMID: 30503799.
30. Mendell J, Bates J, Banner-Lukaris D, Horvat D, Kang B, Singer J, Ignaszewski A, **Lear SA**. What Do Patients Talk About? A Qualitative Analysis of Online Chat Sessions with Health Care Specialists During a "Virtual" Cardiac Rehabilitation Program. *Telemed J E Health*. 2019 Jan;25(1):71-78. doi: 10.1089/tmj.2017.0206. Epub 2018 May 9. PubMed PMID: 29742035.
31. Moghaddam N, Swiston JR, Levy RD, Lee L, **Huckell VF**, **Brunner NW**. Clinical and hemodynamic factors in predicting response to fluid challenge during right heart catheterization. *Pulm Circ*. 2019 Jan-Mar;9(1):2045894018819803. doi: 10.1177/2045894018819803. Epub 2018 Dec 3. PubMed PMID: 30507348; PubMed Central PMCID: PMC6300866.
32. Mondésert B, Bashir J, Philippon F, Dubuc M, Amit G, Exner D, Joza J, Birnie DH, Lane C, Tsang B, Korley V, Spears D, Ling A, Djuric A, Crystal E, Hruczkowski T, Roux JF, Carroll S, Essebag V, **Krahn AD**, Healey JS. Rationale and design of the randomized prospective ATLAS study: Avoid Transvenous Leads in Appropriate Subjects. *Am Heart*

- J. 2019 Jan;207:1-9. doi: 10.1016/j.ahj.2018.09.008. Epub 2018 Oct 9. PubMed PMID: 30399474.
33. Nazzari H, Chue CD, **Toma M**. Mechanical circulatory support in the heart failure population. *Curr Opin Cardiol.* 2019 Mar;34(2):194-201. doi: 10.1097/HCO.0000000000000600. PubMed PMID: 30633077.
 34. Nugent JP, Wang J, Louis LJ, O'Connell TW, Khosa F, **Wong GC, Saw JW**L, Nicolaou S, McLaughlin PD. CCTA in patients with positive troponin and low clinical suspicion for ACS: a useful diagnostic option to exclude obstructive CAD. *Emerg Radiol.* 2019 Jan 10. doi: 10.1007/s10140-019-01668-1. [Epub ahead of print] PubMed PMID: 30631994.
 35. Ohana M, Sellers SL, **Leipsic JA**. Reply to letter to the editor regarding "Prevalence and impact of scan-related anxiety during Coronary CT angiography: A prospective cohort study of 366 patients". *J Cardiovasc Comput Tomogr.* 2019 Jan 4. pii: S1934-5925(18)30626-9. doi: 10.1016/j.jcct.2019.01.002. [Epub ahead of print] PubMed PMID: 30638706.
 36. Opolski MP, Gransar H, Lu Y, Achenbach S, Al-Mallah MH, Andreini D, Bax JJ, Berman DS, Budoff MJ, Cademartiri F, Callister TQ, Chang HJ, Chinnaiyan K, Chow BJ, Cury RC, DeLago A, Feuchtner GM, Hadamitzky M, Hausleiter J, Kaufmann PA, Kim YJ, **Leipsic JA**, Maffei EC, Marques H, Pontone G, Raff G, Rubinshtein R, Shaw LJ, Villines TC, Gomez M, Jones EC, Peña JM, Min JK, Lin FY. Prognostic value of chronic total occlusions detected on coronary computed tomographic angiography. *Heart.* 2019 Feb;105(3):196-203. doi: 10.1136/heartjnl-2017-312907. Epub 2018 Jul 30. PubMed PMID: 30061160.
 37. Pagnesi M, Kim WK, Conradi L, Barbanti M, Stefanini GG, Zeus T, Pilgrim T, Schofer J, Zweiker D, Testa L, Taramasso M, Hildick-Smith D, Abizaid A, Wolf A, Van Mieghem NM, Sedaghat A, Wöhrle J, Khogali S, Van der Heyden JAS, **Webb JG**, Estévez-Loureiro R, Mylotte D, MacCarthy P, Brugaletta S, Hamm CW, Bhadra OD, Schäfer U, Costa G, Tamburino C, Cannata F, Reimers B, Veulemans V, Asami M, Windecker S, Eitan A, Schmidt A, Bianchi G, Bedogni F, Saccocci M, Maisano F, Alsanjari O, Siqueira D, Jensen CJ, Naber CK, Ziviello F, Sinning JM, Seeger J, Rottbauer W, Brouwer J, Alenezi A, **Wood DA**, Tzalamouras V, Regueiro A, Colombo A, Latib A. Transcatheter Aortic Valve Replacement With Next-Generation Self-Expanding Devices: A Multicenter, Retrospective, Propensity-Matched Comparison of Evolut PRO Versus Acurate neo Transcatheter Heart Valves. *JACC Cardiovasc Interv.* 2019 Mar 11;12(5):433-443. doi: 10.1016/j.jcin.2018.11.036. PubMed PMID: 30846081.
 38. Pibarot P, Magne J, **Leipsic J**, Côté N, Blanke P, Thourani VH, Hahn R. Imaging for Predicting and Assessing Prosthesis-Patient Mismatch After Aortic Valve Replacement. *JACC Cardiovasc Imaging.* 2019 Jan;12(1):149-162. doi: 10.1016/j.jcmg.2018.10.020. Review. PubMed PMID: 30621987.
 39. Poulter R, **Wood DA**, Starovoytov A, Smith S, Chitsaz M, **Mayo J**. Quantified dual energy computed tomography perfusion imaging using myocardial iodine concentration: Validation using CT derived myocardial blood flow and invasive fractional flow reserve in a porcine model. *J Cardiovasc Comput Tomogr.* 2019 Jan 30. pii: S1934-5925(18)30261-2. doi: 10.1016/j.jcct.2019.01.020. [Epub ahead of print] PubMed PMID: 30718182.
 40. Raeisi-Dehkordi H, Amiri M, **Humphries KH**, Salehi-Abargouei A. The Effect of Canola Oil on Body Weight and Composition: A Systematic Review and Meta-Analysis of Randomized Controlled Clinical Trials. *Adv Nutr.* 2019 Feb 27. pii: nmy108. doi: 10.1093/advances/nmy108. [Epub ahead of print] PubMed PMID: 30809634.

41. Reagan J, Moulson N, Velghe J, Cater C, Taylor T, **Isserow S, McKinney J**. Automated External Defibrillator and Emergency Action Plan Preparedness Amongst Canadian University Athletics. *Can J Cardiol*. 2019 Jan;35(1):92-95. doi: 10.1016/j.cjca.2018.10.012. Epub 2018 Oct 26. PubMed PMID: 30595187.
42. Roos-Hesselink J, Baris L, Johnson M, De Backer J, Otto C, Marelli A, Jondeau G, Budts W, **Grewal J**, Sliwa K, Parsonage W, Maggioni AP, van Hagen I, Vahanian A, Tavazzi L, Elkayam U, Boersma E, Hall R. Pregnancy outcomes in women with cardiovascular disease: evolving trends over 10 years in the ESC Registry Of Pregnancy And Cardiac disease (ROPAC). *Eur Heart J*. 2019 Mar 25. pii: ehz136. doi: 10.1093/eurheartj/ehz136. [Epub ahead of print] PubMed PMID: 30907409.
43. Sakakibara BM, **Chakrabarti S, Krahn A**, Mackay MH, Sedlak T, Singer J, Whitehurst DG, **Lear SA**. Delivery of Peer Support Through a Self-Management mHealth Intervention (Healing Circles) in Patients With Cardiovascular Disease: Protocol for a Randomized Controlled Trial. *JMIR Res Protoc*. 2019 Jan 11;8(1):e12322. doi: 10.2196/12322. PubMed PMID: 30635261; PubMed Central PMCID: PMC6330197.
44. Sathananthan J, Sellers S, Barlow A, Hensey M, Landes U, Cheung A, Ye J, Alkhodair A, Blanke P, Søndergaard L, Pibarot P, **Wood D, Leipsic J, Webb J**. Overexpansion of older generation balloon expandable transcatheter heart valves: An ex-vivo bench study. *Catheter Cardiovasc Interv*. 2019 Mar 9. doi: 10.1002/ccd.28160. [Epub ahead of print] PubMed PMID: 30851079.
45. Sathananthan J, Sellers S, Barlow AM, Stanová V, Fraser R, Toggweiler S, Allen KB, Chhatriwalla A, Murdoch DJ, Hensey M, Lau K, Alkhodair A, Dvir D, Asgar AW, Cheung A, Blanke P, Ye J, Rieu R, Pibarot P, **Wood D, Leipsic J, Webb JG**. Valve-in-Valve Transcatheter Aortic Valve Replacement and Bioprosthetic Valve Fracture Comparing Different Transcatheter Heart Valve Designs: An Ex Vivo Bench Study. *JACC Cardiovasc Interv*. 2019 Jan 14;12(1):65-75. doi: 10.1016/j.jcin.2018.10.043. PubMed PMID: 30621980.
46. Shafaattalab S, Li AY, Lin E, Stevens CM, Dewar LJ, Lynn FC, Sanatani S, **Laksman Z**, Morin RD, van Petegem F, Hove-Madsen L, Tieleman DP, Davis JP, Tibbits GF. In vitro analyses of suspected arrhythmogenic thin filament variants as a cause of sudden cardiac death in infants. *Proc Natl Acad Sci U S A*. 2019 Apr 2;116(14):6969-6974. doi: 10.1073/pnas.1819023116. Epub 2019 Mar 18. PubMed PMID: 30886088; PubMed Central PMCID: PMC6452669.
47. Singh A, Dai DLY, Ioannou K, Chen V, Lam KK, Hollander Z, Wilson-McManus JE, Assadian S, **Toma M**, Ng R, **Virani S, Ignaszewski A**, Tebbutt S, **Bennett M**, McManus BM. Ensembling Electrical and Proteogenomics Biomarkers for Improved Prediction of Cardiac-Related 3-Month Hospitalizations: A Pilot Study. *Can J Cardiol*. 2019 Apr;35(4):471-479. doi: 10.1016/j.cjca.2018.12.039. Epub 2019 Jan 4. PubMed PMID: 30935638.
48. Smith JMC, **Andrade JG**, Human D, Field TS. Adults With Complex Congenital Heart Disease: Cerebrovascular Considerations for the Neurologist. *Front Neurol*. 2019 Apr 4;10:329. doi: 10.3389/fneur.2019.00329. eCollection 2019. Review. PubMed PMID: 31019488; PubMed Central PMCID: PMC6458261.
49. Sun H, Breakey VR, **Stratman L**, Wu JK, Jackson S. Outcomes indicators and processes in transitional care in adolescents with haemophilia: A Delphi survey of Canadian haemophilia care providers. *Haemophilia*. 2019 Mar;25(2):296-305. doi: 10.1111/hae.13699. Epub 2019 Feb 28. DOI: 10.1111/hae.13699 PMID: 30817086 [Indexed for MEDLINE]

50. Thiruganasambandamoorthy V, Rowe BH, Sivilotti MLA, McRae AD, Arcot K, Nemnom MJ, Huang L, Mukarram M, **Krahn AD**, Wells GA, Taljaard M. Duration of Electrocardiographic Monitoring of Emergency Department Patients With Syncope. *Circulation*. 2019 Mar 12;139(11):1396-1406. doi: 10.1161/CIRCULATIONAHA.118.036088. PubMed PMID: 30661373.
51. van Rosendael AR, Shaw LJ, Xie JX, Dimitriu-Leen AC, Smit JM, Scholte AJ, van Werkhoven JM, Callister TQ, DeLago A, Berman DS, Hadamitzky M, Hausleiter J, Al-Mallah MH, Budoff MJ, Kaufmann PA, Raff G, Chinnaiyan K, Cademartiri F, Maffei E, Villines TC, Kim YJ, Feuchtner G, Lin FY, Jones EC, Pontone G, Andreini D, Marques H, Rubinshtein R, Achenbach S, Dunning A, Gomez M, Hindoyan N, Gransar H, **Leipsic J**, Narula J, Min JK, Bax JJ. Superior Risk Stratification With Coronary Computed Tomography Angiography Using a Comprehensive Atherosclerotic Risk Score. *JACC Cardiovasc Imaging*. 2019 Jan 16. pii: S1936-878X(18)31036-2. doi: 10.1016/j.jcmg.2018.10.024. [Epub ahead of print] PubMed PMID: 30660516.
52. Warbrick I, **Rabkin SW**. Effect of the peptides Relaxin, Neuregulin, Ghrelin and Glucagon-like peptide-1, on cardiomyocyte factors involved in the molecular mechanisms leading to diastolic dysfunction and/or heart failure with preserved ejection fraction. *Peptides*. 2019 Jan;111:33-41. doi: 10.1016/j.peptides.2018.05.009. Epub 2018 May 25. Review. PubMed PMID: 29807087.
53. Warbrick I, **Rabkin SW**. Hypoxia-inducible factor 1-alpha (HIF-1a) as a factor mediating the relationship between obesity and heart failure with preserved ejection fraction. *Obes Rev*. 2019 May;20(5):701-712. doi: 10.1111/obr.12828. Epub 2019 Mar 3. Review. PubMed PMID: 30828970.
54. **Webb JG**, Murdoch DJ, **Boone RH**, Moss R, Attinger-Toller A, Blanke P, Cheung A, Hensey M, **Leipsic J**, **Ong K**, Sathananthan J, **Wood DA**, Ye J, Tartara P. Percutaneous Transcatheter Mitral Valve Replacement: First-in-Human Experience With a New Transseptal System. *J Am Coll Cardiol*. 2019 Mar 26;73(11):1239-1246. doi: 10.1016/j.jacc.2018.12.065. PubMed PMID: 30898198.
55. **Webb JG**, Sathananthan J. The Lotus Valve Is Safe and Effective, But Will Atrioventricular Block Improve With the Next-Generation System? *JACC Cardiovasc Interv*. 2019 Jan 14;12(1):50-51. doi: 10.1016/j.jcin.2018.11.010. PubMed PMID: 30621977.
56. Weintraub WS, Hartigan PM, **Mancini GBJ**, Teo KK, Maron DJ, Spertus JA, Chaitman BR, Shaw LJ, Berman D, Boden WE. Effect of Coronary Anatomy and Myocardial Ischemia on Long-Term Survival in Patients with Stable Ischemic Heart Disease. *Circ Cardiovasc Qual Outcomes*. 2019 Feb;12(2):e005079. doi: 10.1161/CIRCOUTCOMES.118.005079. PubMed PMID: 30773025.
57. Won KB, Lee SE, Lee BK, Park HB, Heo R, Rizvi A, Hadamitzky M, Kim YJ, Sung JM, Conte E, Andreini D, Pontone G, Budoff MJ, Gottlieb I, Chun EJ, Cademartiri F, Maffei E, Marques H, **Leipsic JA**, Shin S, Choi JH, Virmani R, Samady H, Stone PH, Berman DS, Narula J, Shaw LJ, Bax JJ, Min JK, Chang HJ. Longitudinal quantitative assessment of coronary plaque progression related to body mass index using serial coronary computed tomography angiography. *Eur Heart J Cardiovasc Imaging*. 2019 Jan 18. doi: 10.1093/ehjci/jey192. [Epub ahead of print] PubMed PMID: 30657884.
58. Wong EK, Bartels K, Hathaway J, Burns C, Yeates L, Semsarian C, **Krahn AD**, Virani A, Ingles J. Perceptions of genetic variant reclassification in patients with inherited cardiac disease. *Eur J Hum Genet*. 2019 Mar 21. doi: 10.1038/s41431-019-0377-6. [Epub ahead of print] PubMed PMID: 30903112.

59. **Wong GC**, Welsford M, Ainsworth C, Abuzeid W, **Fordyce CB**, Greene J, Huynh T, Lambert L, Le May M, Lutchmedial S, Mehta SR, Natarajan M, Norris CM, Overgaard CB, Perry Arnesen M, Quraishi A, Tanguay JF, Traboulsi M, van Diepen S, Welsh R, **Wood DA**, Cantor WJ; members of the Secondary Panel. 2019 Canadian Cardiovascular Society/Canadian Association of Interventional Cardiology Guidelines on the Acute Management of ST-Elevation Myocardial Infarction: Focused Update on Regionalization and Reperfusion. *Can J Cardiol*. 2019 Feb;35(2):107-132. doi: 10.1016/j.cjca.2018.11.031. PubMed PMID: 30760415.
60. **Wood DA**, Lauck SB, **Cairns JA**, **Humphries KH**, Cook R, Welsh R, **Leipsic J**, Genereux P, Moss R, Jue J, Blanke P, Cheung A, Ye J, Dvir D, Umedaly H, Klein R, Rondi K, Poulter R, Stub D, Barbanti M, Fahmy P, Htun N, Murdoch D, Prakash R, Barker M, Nickel K, Thakkar J, Sathananthan J, Tyrell B, Al-Qoofi F, Velianou JL, Natarajan MK, Wijeyesundera HC, Radhakrishnan S, Horlick E, Osten M, Buller C, Peterson M, Asgar A, Palisaitis D, Masson JB, Kodali S, Nazif T, Thourani V, Babaliaros VC, Cohen DJ, Park JE, Leon MB, **Webb JG**. The Vancouver 3M (Multidisciplinary, Multimodality, But Minimalist) Clinical Pathway Facilitates Safe Next-Day Discharge Home at Low-, Medium-, and High-Volume Transfemoral Transcatheter Aortic Valve Replacement Centers: The 3M TAVR Study. *JACC Cardiovasc Interv*. 2019 Mar 11;12(5):459-469. doi: 10.1016/j.jcin.2018.12.020. PubMed PMID: 30846085.

*The UBC Cardiology Research News will come out quarterly,
but your research achievements are welcomed at any time
Please send to Vishaldeep Sidhu (vishaldeep.sidhu@ubc.ca)
Research Manager, UBC Division of Cardiology
Room 518, 1033 Davie Street, Vancouver, BC*